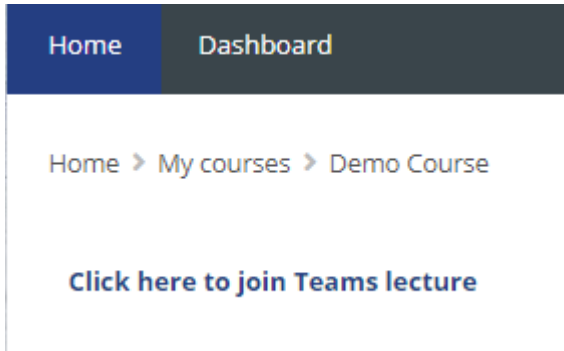


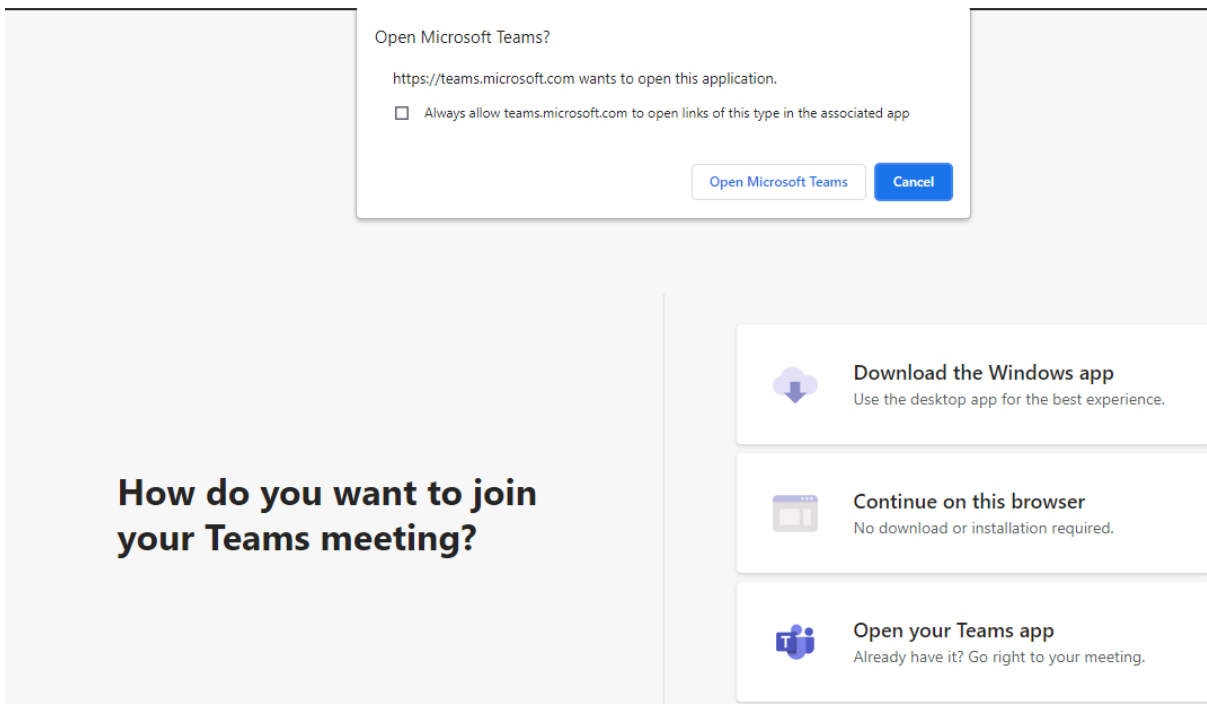
Joining your Carlow College video lectures

Option A – Moodle links

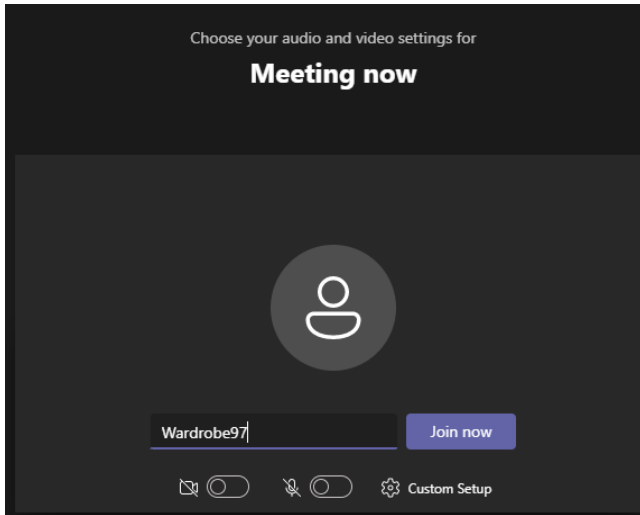
Your lecturers will post links to your video lectures on the Moodle module pages. You can simply click on these links to join your lecture.



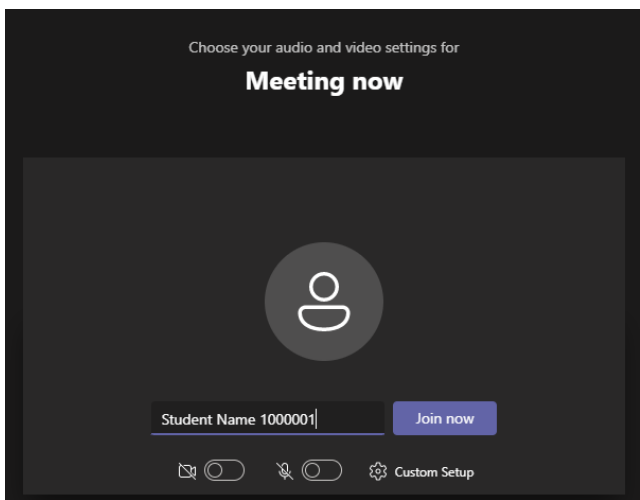
These links will open the following window, where you can select to continue in the browser or download/open the Teams app.



Note that if you continue in the browser and are not signed in, you will need to supply a name to identify yourself and will be placed in a lobby where your lecturer will have to manually admit you to the video lecture. ***Important*** When assigning yourself a name, ensure you are immediately identifiable. If your chosen name cannot identify you, you will be marked as absent. Please use your full name and student number.




Incorrect username



Correct username

Option B - Joining directly via Teams

When signed in on MS Teams, go to your Calendar view;



This will display your lectures for the current week. You can simply click a lecture from your calendar, and Join directly. These lectures will be added when your lecturers create the meeting within the Teams group, you do not have to manually add these.

The screenshot shows the MS Teams interface in the Calendar view. The left sidebar contains navigation icons for Activity, Chat, Teams, signments, Calendar, and Calls. The main area displays a calendar for September 2021, with columns for Monday (20), Tuesday (21), and Wednesday (22). A lecture event titled "Lecture" by Aoden O'Faolain is scheduled for Wednesday, September 22, 2021, from 15:00 to 16:00. A pop-up window for this event is open, showing the title "Lecture", the date and time "Wednesday 22 September 2021 15:00 - 16:00", and two buttons: "Join" and "Edit". Below the buttons is a meeting link: <https://teams.microsoft.com/l/meetup-join...>